

PRESENT PROBLEMS OF VIBRATION ISOLATION IN HEAVY MINING MACHINES AT LONG-TERM CYCLIC LOADS

¹Dyrda V.I., ²Kobets A.S., ³Bulat Ie.A., ⁴Slobodian S.B., ¹Lysytsia M.I., ²Sokol S.P.,
⁵Lapin V.A., ¹Ahaltsov H.M.

¹Institute of Geotechnical Mechanics named by N. Poljakov of National Academy of Sciences of Ukraine, ²Dnipro State Agrarian and Economic University, ³Prydniprovsky Scientific Center of National Academy of Sciences of Ukraine and of Ministry of Education and Science of Ukraine, ⁴State Agrarian and Engineering University in Podilya, ⁵Kazakh Research and Design Institute of Construction and Architecture

СУЧАСНІ ПРОБЛЕМИ ВІБРОІЗОЛЯЦІЇ ВАЖКИХ ГІРНИЧИХ МАШИН ПРИ ДОВГОТРИВАЛИХ ЦИКЛІЧНИХ НАВАНТАЖЕННЯХ

¹Дирда В.І., ²Кобець А.С., ³Булат Є.А., ⁴Слободян С.Б., ¹Лисиця М.І., ²Сокол С.П.,
⁵Лاپін В.О., ¹Агальцов Г.М.

¹Інститут геотехнічної механіки ім. М.С. Полякова НАН України, ²Дніпровський аграрно-економічний університет, ³Придніпровський науковий центр НАН України і МОН України
⁴Подільський державний аграрно-технічний університет, ⁵Казахський науково-дослідний і проектний інститут будівництва й архітектури

СОВРЕМЕННЫЕ ПРОБЛЕМЫ ВИБРОИЗОЛЯЦИИ ТЯЖЁЛЫХ ГОРНЫХ МАШИН ПРИ ДЛИТЕЛЬНЫХ ЦИКЛИЧЕСКИХ НАГРУЗКАХ

¹Дырда В.И., ²Кобец А.С., ³Булат Е.А., ⁴Слободян С.Б., ¹Лисица Н.И.,
²Сокол С.П., ⁵Лапин В.А., ¹Агальцов Г.Н.

¹Институт геотехнической механики им. Н.С. Полякова НАН Украины, ²Днепропетровский аграрно-экономический университет, ³Приднепровский научный центр НАН Украины и МОН Украины, ⁴Подольский государственный аграрно-технический университет, ⁵Казахский научно-исследовательский и проектный институт строительства и архитектуры

Abstract. An integrated approach was used, including the construction of a mathematical model and the results of lengthy industrial tests of heavy mining machines with rubber elastic bonds.

The issues of vibration isolation of heavy machines operating in extreme conditions, i.e. with prolonged cyclic loads and the influence of an external aggressive environment inherent in mining and processing enterprises. As an example, we consider vortex mixers with a vibration isolation system containing rubber elements. During long-term operation, the mass of the mixer does not remain constant; its increase is associated with the sticking of the initial product on the moving parts of the machine. The location of such machines in the sinter factory at + 10.4 m, as well as the change in time of rotational symmetry of the drum rotation imposes certain requirements on the vibration isolation system: the system must be "soft" and stable in time, i.e. during 9-10 years of operation, its stiffness and dissipative parameters should not go beyond the permissible values. In order to reduce the aging effect, type 2959 rubber based on natural caoutchouc with a reinforced protective group was used, while the instability of the main mechanical parameters was taken into account in the developed theory of vibration isolation of machines.

On the basis of the developed simulation model and the Boltzmann-Volterra integral relations with kernels of relaxation and aftereffect, an equation was worked out, which made it possible to take into account the rubber viscoelastic properties in full volume; in this equation, stiffness operator of elastic suspension in the machine is written by using fractional exponential function of the Yu. Rabotnov's type; on the basis of the mathematical model, the basic parameters of the machine under the study were calculated; in particular, for the vortex mixer, the time dependences of amplitude of the mixer housing vibrations and coefficient of vibration isolation efficiency were calculated with taking into account aging of elastic link material in the machines; the calculation results were compared with the results of industrial tests of the vortex mixer operation lasting for 16 years. The theory and method for calculating vibration isolation systems with rubber elastic links for heavy mining machines were developed with taking into account material structure changes due to the effects of aging.

The paper considers an example of calculating the mixer vibration isolation system taking into account rubber aging; the magnitude of the change in time of the main mechanical parameters was obtained experimentally over 16 years. This made it possible to determine temporary changes in the amplitude of oscillations of the mixer body and the coefficient of efficiency of the vibration isolation system. It was shown that the mixer vibration isolation system remained effective for 9-10 years, after which the mechanical characteristics of the rubber went beyond the permissible values and the system lost its functional purpose, and the amplitude of the mixer body exceeded the existing sanitary standards.

Keywords: vibration isolation of machines, Boltzmann-Volterra integral relations, Rabotnov function, rubber aging effects

1 Introduction

Vibration isolation of machines is part of general theory of elastic system vibrations. A great volume of literature is available on this issue; it is enough to mention the fundamental monographs of S.P. Tymoshenko, Den Gartog, Ya.G. Panovko, Ye.S. Sorokin, G.S. Pisarenko, V.L. Biderman, E.E. Lavendel and a number of other authors in order to present the importance of this problem for mechanical engineering and existing comprehensive knowledge about it. For some systems and facilities of vibration isolation, state standards have been worked out. However, the problem of protecting operators, machines, instruments, equipment, buildings and structures against the effects of vibrations and sound pressure is still relevant.

This issue is especially important for such complex technical systems as mining-and-processing enterprises, construction and agricultural industries, where heavy equipment is installed in a certain sequence depending on technological requirements; besides, sometimes machines are installed in three-dimensional space: for example, mixers can be placed on floors at the elevation of +18 m, etc.

At the same time, vibrational load on the equipment is significant, and frequency spectrum includes the entire range from low to high. Oscillations most often occur randomly, such as white noise, and, as a rough approximation, they can be considered as quasi-harmonic. High frequencies are usually suppressed with the help of damping pads: the higher is vibration frequency, the easier it is suppressed.

For suppressing low frequencies, special vibration isolation systems are used. Usually, it is vibration isolators, dampers, dynamic dampers, etc., which are installed between the machine and frame (foundation, supporting structure). The many-year practice of operating the machines shows that the most effective vibration isolation systems are those that use rubber vibration isolators. With correctly chosen parameters and design of the rubber elements, such systems provide effective protection against vibrations and sound pressure, contribute to the intensification of technological process and increase productivity.

In order to create an effective vibration isolation system, especially low-frequency, it is necessary to satisfy rather contradictory requirements: vibration isolators in heavy machines should feature high bearing capacity and low rigidity. The use of rigid elastic suspensions makes it possible to suppress high frequencies effectively enough, while low frequencies, which are the most dangerous, are suppressed poorly; moreover, such oscillation mode is possible when excitation frequency is close to or coincides with natural frequency of the system (the phenomenon of resonance), which is extremely undesirable because under the action of random excitations, which are usual phenomenon in any technological machine, vibration of machine may be increased making the

vibration isolation system ineffective. Therefore, soft vibration isolation system is more preferable, though it requires a special design of vibration isolators and choosing of materials with appropriate stiffness and dissipative properties. Soft system allows suppressing the entire frequency spectrum, both high and low frequencies. Its disadvantages include possible rocking of machine in horizontal position; to escape this undesirable effect, resistant vibration isolators are usually used.

Below are described some of the issues of vibration isolation in heavy mining and processing machines operating in extreme conditions. During the operation, such machines experience stationary dynamic loads, effect of aggressive medium created by material being processed and significant temperature differences. Such machines include vortex mixers, pelletizers-mixers, crushers, vibratory feeders, screens, etc. In all of these machines, vibration leads to increased dynamic stresses in parts and assemblies, higher sound pressure, deterioration of technology of material processing and worse quality of original product, and intensive wear of parts. Besides, vibration adversely affects structural units of the sinter plants and is often the main cause of the destruction of foundations.

Usually, rubbers of special design are used as elements of elastic suspension in the heavy mining machines. Today, rubber in vibration isolating systems of heavy mining and processing machines cannot be replaced by any other of the existing materials due to its feature of large deformation reversibility, high elastic and dissipative properties, and absence of failure suddenness; besides, its fatigue characteristics exceed fatigue of any of existing structural materials. The rubber disadvantages include dependence of viscoelastic properties on the loading mode, aggressive medium and duration of operation.

The purpose of this work is to develop a theory of vibration isolation in the heavy mining machines with taking into account effects of aging (i.e. changes in the material structure during operation) of their elastic links and the confirmation of the analytical model by the results of lengthy industrial tests.

2 Method

Simulation models. In most cases, such models (phenomenological, synergistic, and others) are based on the methods of taking energy dissipation into account (inelastic resistances, in other words) by using the Kelvin-Focht, Maxwell and other viscoelastic models. However, rubber does not comply with the simplified Kelvin-Focht models, and its dissipative properties are not directly proportional to the strain rate, i.e. its dissipation factor ψ is not proportional to the increase of the angular frequency of loading ω . Results of numerous experimental studies indicate [1] that, for rubber, the curve $\psi(\omega)$ in a wide frequency range feature rather complex configuration with different relaxation peaks. In Figure 1, such a curve for low-filled rubber is shown, which was built by the device "Instron", model 1126, at 293 K [1]. As it can be seen, proportionality of the energy losses of the strain rate is observed exclusively in certain sections of the frequency curve and within the narrow frequency range. In the frequency range, which is characteristic for the vibration isolation systems of heavy machines

(the shaded area in Figure 1), with an increase of the deformation rate, the energy dissipation decreases, and this fact contradicts the Kelvin-Focht and Maxwell models.

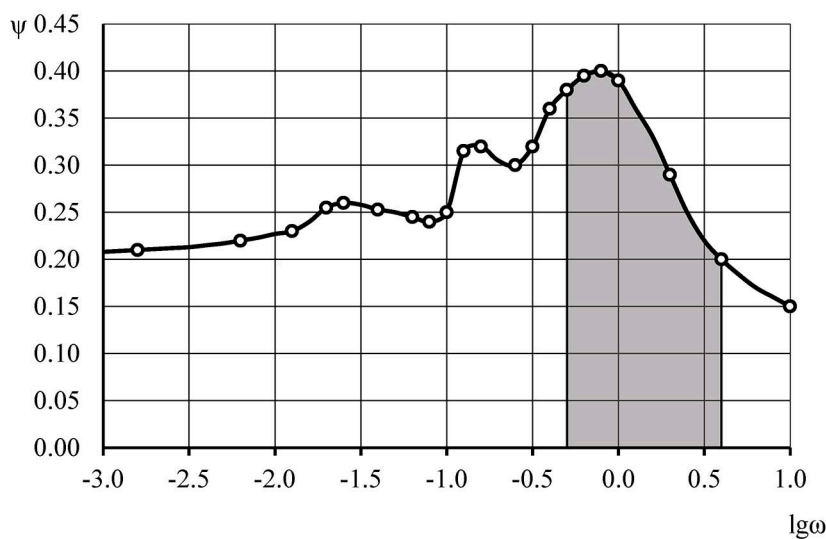


Figure 1 – Frequency dependences of the energy dissipation factor for rubber with the filling of 5.0 mass parts of carbon black

Nevertheless, in the theory of oscillations, these models are used in most cases due to the well-developed mathematical apparatus and minimum number of information parameters in the equations. This leads to some errors, especially in the field of resonance. More appropriate is the use of integral equations of the Boltzmann-Volterra type with relaxation and aftereffect kernels. However, this requires knowledge of rheological characteristics of the material, which is associated with additional experimental studies of vibration isolators.

Such famous scientists as V.M. Poturaev, V.P. Franchuk, A.H. Chervonenko and many other authors in their researches of dynamics of mining vibration machines (screens, feeders, conveyors, etc.) took into account energy dissipation by using of the Kelvin-Focht and Maxwell models. In the works of modern authors, the same models were used in the study of dynamics of vibration machines [2-7].

In all these researches, as well as in the works of other authors, only initial values of the machine parameters were taken into account, while their in-time changes due to the effects of the elastic link aging were not considered.

However, consideration of such effects is of great importance; the problem arose due to the need to create vibration isolation systems with a long service life (approximately 15 – 20 years) and with high degree of reliability. Solution of the problem lies in considering effects of rubber aging in mathematical models, i.e. in-time instability of stiffness and dissipative characteristics during the operation of vibration isolation system. The time characteristics of the rubber mechanical properties (mainly informational parameters: shear modulus G and dissipation factor ψ) can be obtained either by long-term experimental studies or by heat aging according to existing standards. The obtained aging functions $G(t)$ and $\psi(t)$ can be included directly into the equations for the machine dynamics.

The theory of vibration isolation in heavy mining machines with taking into account in-time instability of main informational parameters of elastic link material is described below.

Mathematical models. In general, kinematic scheme of most of the mining vibration machines can be represented as a single-mass system with an elastic-viscous suspension and one degree of freedom. Let's consider two methods used for calculating such systems.

The first method assumes that mechanical reaction of elastic suspension in machines is described by the Kelvin-Foht model, and stress obeys the law

$$\sigma = E\varepsilon + \mu E\dot{\varepsilon}, \quad (1)$$

where E is modulus of elasticity, N/m²; ε is relative deformation of the vibration isolator; μ is coefficient of the rubber internal resistance, s; value of which is proportional to the strain rate; for medium filled rubbers $\mu = 2 \cdot 10^{-3}$ s (the value was obtained experimentally in the research works of V.M. Poturaev).

In this case, the equation of motion of the mass m can be written as

$$\ddot{y} + \mu\omega_0^2\dot{y} + \omega_0^2y = q_1 \sin \omega t. \quad (2)$$

where y is coordinate.

For the amplitude of stationary forced oscillations, the following ratio is correct

$$A_\omega = \frac{q_1}{\sqrt{(\omega_0^2 - \omega^2)^2 + \mu^2 \omega^2 \omega_0^4}}, \quad (3)$$

where ω is angular frequency of the system forced oscillations, rad/s; ω_0 is natural angular frequency of the system, rad/s; q_1 is inertia force per unit of oscillating mass N/kg.

The second method assumes that mechanical reaction of rubber is described by integral relation of the Boltzmann-Volterra type with relaxation and aftereffect kernels. In this case, the equation (2) in the operator form will be rewritten as

$$m\ddot{y} + C_t y = Q \sin \omega t, \quad (4)$$

where m is the mass of the system, kg; C_t is the stiffness operator of the elastic suspension, N/m; Q is the force of inertia, N.

$$C_t = C_0 [1 - \mathfrak{R}_\alpha^*(-\beta)], \quad (5)$$

$$\mathfrak{R}_\alpha^*(-\beta) \varepsilon(t) = \int_0^t \mathfrak{R}_\alpha(-\beta, t-\tau) \varepsilon(\tau) d\tau, \quad (6)$$

$$\mathfrak{R}_\alpha(-\beta, t-\tau) = \chi(t-\tau)^\alpha \sum_{n=0}^{\infty} \frac{(-\beta)^n (t-\tau)^{n(1+\alpha)}}{\Gamma[(n+1)(1+\alpha)]}, \quad (7)$$

where C_0 is instantaneous value of elastic suspension stiffness, N/m; $\mathfrak{R}_\alpha(-\beta, t-\tau)$ is exponential function of fractional order of the Yu. Rabotnov's type; $\alpha, \beta, \lambda, \chi$ are rheological parameters of rubber; Γ is gamma function.

For determining rheological parameters of rubber, the following relations were obtained

$$\psi = 2\pi B(\omega); \quad (8)$$

$$\frac{G(\omega)}{G_0} = 1 - A(\omega); \quad (9)$$

$$A(\omega) = \frac{\chi(\omega^{1+\alpha} \cos \delta + \beta)}{\omega^{2(1+\alpha)} + 2\omega^{1+\alpha} \beta \cos \delta + \beta^2}; \quad (10)$$

$$B(\omega) = \frac{\chi \omega^{1+\alpha} \sin \delta}{\omega^{2(1+\alpha)} + 2\omega^{1+\alpha} \beta \cos \delta + \beta^2}; \quad (11)$$

$$\lambda = \frac{G_0 - G_\infty}{G_0}; \quad \alpha = 1 - \frac{4}{\pi} \arctan \frac{\psi_{\max}}{\pi \lambda}; \quad (12)$$

$$t_0 = [\omega(\psi_{\max})]^{-1}; \quad \beta = \frac{1}{t_0^{1+\alpha}}; \quad \chi = \frac{\lambda}{t_0^{1+\alpha}}, \quad (13)$$

where ψ is energy dissipation factor; ψ_{\max} is the maximum dissipation factor; $A(\omega)$ and $B(\omega)$ are rheological characteristics of rubber (the Fourier sine and cosine transformation of the fractional exponential function); $G(\omega)$ is current value of the shear modulus, N/m²; G_0 is instantaneous value of the shear modulus, N/m²; G_∞ is conditionally-equilibrium shear modulus, N/m²; t_0 is generalized time of relaxation, s.

For medium filled rubber of the 2959 type used below, rheological parameters have the following values

$$\alpha = -0.60; \quad \beta = 1.1; \quad \lambda = 0.58.$$

With taking into account the above ratios, the expression of the oscillation amplitude has the following form

$$A_\omega = \frac{Q}{m \sqrt{\{\omega_{00}^2 [1 - A(\omega)] - \omega^2\}^2 + B^2(\omega) \omega_{00}^4}}, \quad (14)$$

where ω_{00} is natural angular vibration frequency of an ideally elastic system, rad/s.

The expression (14) makes it possible to determine more accurately the amplitude-frequency and phase characteristics under transient conditions, for example, in the resonance region, i.e. when $\omega = \omega_0$; when $\omega/\omega_0 > \sqrt{2}$ the expressions (3) and (14) give approximately the same results.

As it can be seen, a mathematical model with usage of the Volterra integral relations is based on more rigorous assumptions and considers more accurately the rubber viscoelastic properties than the Kelvin-Focht model. It is most effective for studying non-linear systems, transient processes in oscillatory systems, as well as the systems, whose rheological characteristics substantially depend on time, loading mode or slowly changing temperature (external temperature or dissipative self-heating temperature).

Evaluation of vibration isolation system effectiveness. Equations (1) and (3) allow obtaining expressions for the basic parameters of vibration isolation system in the following form [1] for coefficient of vibration isolation

$$\eta = \frac{\sqrt{1 + Z^2 \frac{4\psi^2}{16\pi^2 + \psi^2}}}{\sqrt{(1 - Z^2)^2 + Z^2 \frac{4\psi^2}{16\pi^2 + \psi^2}}}; \quad Z = \frac{\omega}{\omega_0}; \quad \omega_0 = \sqrt{\frac{C}{m}}, \quad (15)$$

where C is elastic suspension stiffness, N/m. In this formula, dissipation factor ψ is determined either experimentally or by the known rubber rheological parameters α , β , λ calculated by formula (8), i.e. $\psi = 2\pi B(\omega)$. In this case, formula (15) takes the following form

$$\eta = \frac{\sqrt{(1 + Z^2)^2 \frac{16\pi^2 B^2(\omega)}{16\pi^2 + 4\pi^2 B^2(\omega)}}}{\sqrt{(1 - Z^2)^2 + Z^2 \frac{16\pi^2 B^2(\omega)}{16\pi^2 + 4\pi^2 B^2(\omega)}}}; \quad (16)$$

Effectiveness of vibration isolation is equal to

$$\mathfrak{S} = (1 - \eta) \cdot 100 \%. \quad (17)$$

Depreciation coefficient (or dynamic coefficient)

$$K_a = \sqrt{(1 - Z^2)^2 + \psi^2 Z^2} \quad (18)$$

or, with taking into account $\psi = 2\pi B(\omega)$

$$K_a = \sqrt{(1 - Z^2)^2 + 4\pi^2 B^2(\omega) Z^2}. \quad (19)$$

From formulas (16) and (17), very important conclusions are follow:

- when $Z < 1$, vibration isolation coefficient η is close to 1, and vibration isolation system has almost no effect on the process of the machine oscillations;
- at $Z = 1$, the system operates in the resonance region;
- when $Z \geq \sqrt{2}$, vibration isolation system becomes effective; coefficient of vibration isolation decreases with decrease of the system damping; therefore, value for the relative damping is usually chosen so that, on the one hand, to obtain a small increase of the elastic system force transmission, especially in the resonance region, and, on the other hand, vibration isolation should be satisfactory in case of higher frequencies;
- when $Z \geq 5$, vibration isolation efficiency is $\eta = 1$; this indicates that possibilities of the elastic system are almost exhausted and there is no point in doing it softer; therefore, in practice, $Z = 2.5 \dots 5.5$ is usually used;
- in some technological machines, irregular shocks occur, which can increase amplitude of oscillations being a source of additional dynamic forces. Usually, in such cases, vibration dampers are made of well-damping materials such as filled rubber,

which, of course, increases energy dissipation, but, at the same time, increases stiffness of elastic suspension and, therefore, reduces coefficient of vibration isolation in the high-frequency region. It is known that high frequencies are better suppressed by vibration isolation system than low frequencies. As it is mentioned above, vibration isolators with low stiffness and high load-carrying capacity are used exactly for reducing the low-frequency vibrations. Vibration isolators with low stiffness in the direction of basic oscillations are the most effective; however, in this case, an effect of the system rocking in the horizontal direction occurs. To eliminate this undesirable effect, additional vibration isolators-limiters, or so-called resistant vibration isolators are usually used;

- it should be noted that at starting and stopping, any machine passes the resonance region, and amplitude of oscillations increases; usually, the use of rubber vibration isolators significantly reduces vibrations at resonance;
- it is assumed that the vibration isolation system is installed on absolutely rigid base (floors, foundation) with the mass m_1 , which does not demonstrate any vibration displacement during the machine operation. In practice, this assumption is not always true, and the floor, for example, can vibrate with some frequency. Here, it is very important to choose parameters for the vibration isolation system in such a way as to avoid highly undesirable resonance. For such systems, the resonant frequency is determined by the ratio

$$f'_0 = f_0 \sqrt{1 + \frac{m}{m_1}}, \quad (20)$$

where f_0 is resonant frequency of the system without taking into account reaction of the foundation, Hz; f'_0 is resonant frequency of the system with taking into account reaction of the foundation, for example, floor, Hz.

As it can be seen, the task of choosing the right parameters for the vibration isolation system is reduced to the problem of choosing vibration isolators with optimal stiffness and damping properties and keeping the frequency ratio within the range of $Z = 2.5 \dots 5.5$; in this case, effectiveness of vibration isolation is always $\mathfrak{I} \cong 80\%$.

Equations (2) and (4) or their simplified variants are most widely used in engineering practice when calculating the systems of vibration isolation for the machines and structures. Analysis of energy dissipation included into these equations indicates the following:

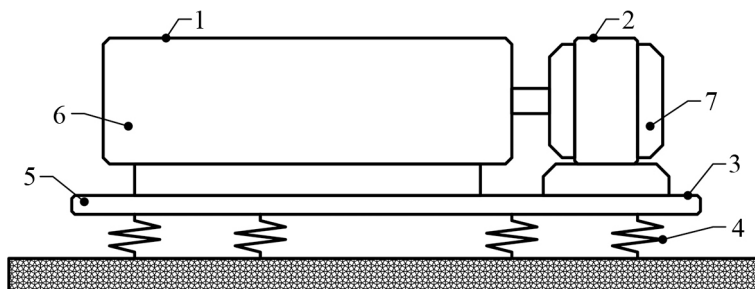
- with elliptical hysteresis loop (linear stiffness characteristic of elastic system), energy dissipation practically does not change natural frequency of the system oscillations;
- configuration of the hysteresis loop has little effect on the value of the system oscillation amplitude; it affects the frequency and position of the resonant peak relative to the vertical $\omega/\omega_0 = 1$;
- in the existing mathematical models of elastic system oscillations, method of energy dissipation accounting makes it possible to reveal its influence only in the region of

resonance; with stationary oscillations, the effect of energy dissipation is insignificant.

All these considerations should be considered when calculating a concrete system of vibration isolation for the machines.

Experimental studies of the system of vibration isolation of vortex mixers. A set of experimental studies of vortex mixers installed on a monolithic reinforced concrete slab at the level of +10.800 m in the mixing section of the sintering plant of the Northern Mining and Processing Plant (Kryvyi Rih) was carried out with the help of the Brüel & Kjaer measuring equipment. A design feature of the reinforced concrete floors is that one of its sides at the discharge part of the mixer is free and rests on steel racks.

The mixer is a hollow metal cylinder (Fig. 2), in which rotor with special blades for mixing the processed raw materials revolves; the rotor is actuated by electric drive. Due to the imperfections of manufacture of elements for the mixer, inaccuracies of their assembly and specificity of the mixing process technology (sticking of the product on the rotor blades, the material falling from the blades according to a random law, etc.), a strict circular symmetry of the mixer elements moving relative to the axis of rotation is disturbed and leads to occurrence of centrifugal forces, dynamic imbalance and vibrations with a broadband spectrum of disturbing forces, which are transmitted to the reinforced concrete floors.



1 – drum; 2 – drive; 3 – frame; 4 – vibration isolators; 5, 6, 7 – points of vibration measurement

Figure 2 – Mixer scheme

This dynamic imbalance, along with the rotation symmetry of the moving parts during the mixer operation, increases with operating time due to the wear of its elements. When repairing the mixer, some disadvantages are eliminated by way of replacing the rotor blades, removing stuck material from the rotor, etc. However, it is not possible to completely eliminate this constructive and technological imbalance.

For the mixer rigidly mounted on the reinforced concrete floor, the following values of the vibration parameters were experimentally obtained: oscillation amplitude of the mixer supporting structure was 0.22 mm, oscillation frequency was 14 Hz; amplitude of oscillations of the housing of the main mixer assemblies was (0.11 – 0.17) mm in the vertical plane and (0.05 – 0.11) mm in the horizontal plane; amplitude of oscillations of the floors between the mixers was (0.17 – 0.21) mm in the vertical plane and (0.22 – 0.27) mm in the horizontal; sound pressure level was 110 dB; level of vibrations and sound pressure exceeded sanitary standards by about 1.5 times. It was also

noted that vibrations led to intensive wear of the mixer elements and destruction of the floor.

After the mixer was installed on the rubber vibration isolators, the experimental studies showed the following: oscillation amplitude of the mixer supporting structure was 0.07 mm; sound pressure level was 80 dB; dynamic loads on the main elements of the mixer decreased by three times; effectiveness of the vibration isolation system for reducing the vibrations transmitted to the floor was 85 %; level of the floor vibration and sound pressure were reduced up to sanitary standards.

The vibration isolation system remained effective for about 9 years. Due to the aging of rubber, vertical stiffness of rubber vibration isolators increased on average by 60 %, energy dissipation factor decreased by 4 times. The consequence was that stiffness and dissipative characteristics of the vibration-isolation system exceeded permissible limits for the parameter changing, and the system of vibration isolation became ineffective.

During the operation, as a result of aging of rubber elements in the vibration isolation system, amplitude of oscillations of the floor increased by almost 9 times (from the initial value $A_\omega = 0.027$ mm to $A_\omega = 0.21$ mm).

Calculation of vibration isolation system of the mixer with taking into account the rubber aging. Data for calculation:

- mass of the vibration isolation system is $m = 35000$ kg;
- frequency of forced oscillations is – 14 Hz;
- number of vibration isolators: 26 supporting isolators and 8 stop isolators;
- static load on one supporting vibration isolator is 15.0 kN;
- metal-rubber vibration isolators with rubber element dimensions: diameter 180 mm, height 100 mm;
- rubber 2959 with the following initial physical and mechanical characteristics: conditionally-equilibrium modulus of elasticity is $E_g = 3.7$ MN/m²; dynamic (at the frequency of forced oscillations of the mixer 14 Hz) elastic modulus is $E_0 = 4.8$ MN/m²; energy dissipation factor is $\psi = 0.35$.

In total, the vibration isolation system was monitored for 16 years: from time to time, vibration isolators (not less than three) were taken out from the system and checked by a complex of mechanical tests. The test results are shown in Figure 3 and Figure 4.

As it can be seen, dynamic modulus of elasticity was changed by exponential law; functional dependence $E^0(t)$ can be represented as

$$E^0(t) = E_1^0 + (E_2^0 - E_1^0) \exp(k_1 t), \quad (21)$$

where E_1^0 and E_2^0 are initial and final values of dynamic modulus of elasticity, respectively, N/m²; k_1 is the rate constant.

The dependence $\psi(t)$ can be described by the relation

$$\psi(t) = \psi_0 - k_2 t, \quad (22)$$

where ψ_0 is initial value of the absorption coefficient; k_2 is the rate constant, s⁻¹.

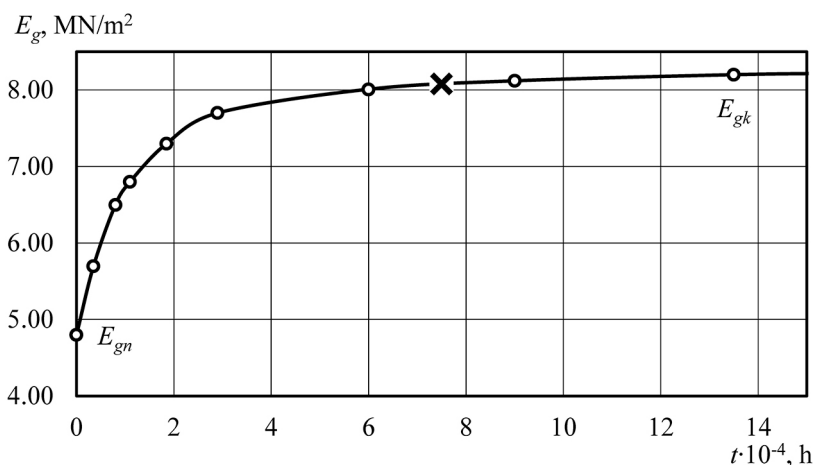


Figure 3 – Time dependence of dynamic modulus of compression; E_{gn} , E_{gk} are initial and final values of the conditionally-equilibrium modulus of elasticity, \times – lower limit of the vibration isolator service life

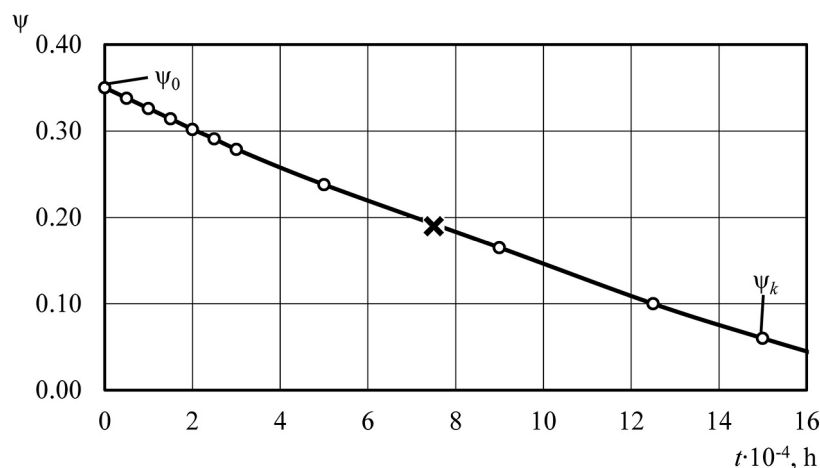


Figure 4 – Time dependence of energy absorption coefficient; ψ_0 and ψ_k are initial and final values of energy dissipation factor, \times – lower limit of the vibration isolator service life

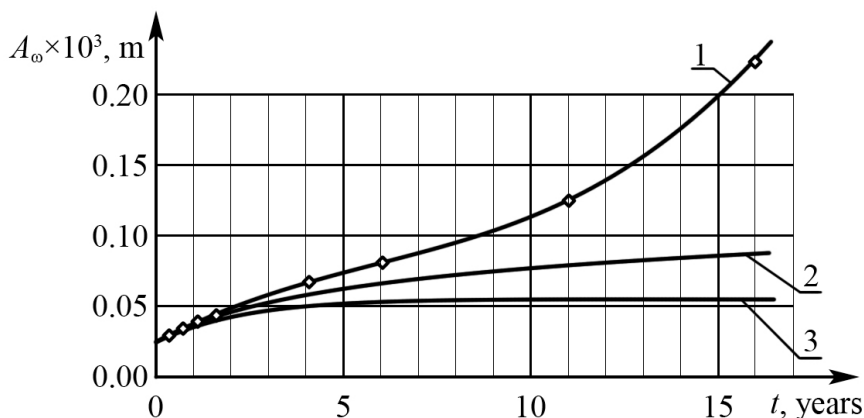
By putting relations (21) and (22) into equations (3) and (14), we obtain the time dependences of the mixer oscillation amplitude (Fig. 5) and coefficient of vibration isolation (Fig. 6).

For the considered vibration isolators: $\psi_0 = 0.35$; $k_2 = 0.085 \cdot 10^{-8} \text{ s}^{-1}$; $E_1^0 = 4.80 \text{ MN/m}^2$; $E_2^0 = 8.29 \text{ MN/m}^2$; $k_1 = 1.1 \cdot 10^{-5} \text{ h}^{-1}$.

It should be mentioned that during the operation of the vibration isolators ($t = 16$ years), elastic modulus increased by 60 %, and energy dissipation rate decreased by more than 400 %, which, in general, indicates a change in the structure of the material and its relaxation properties and decrease of its ability to absorb energy of mechanical vibrations.

In practice, such changes in the rubber basic parameters led to the following: the vibration isolation system remained effective for about 9 – 10 years (about 70 – 85 thousand hours); during further operation, parameters of the rubber exceeded the limits

of permissible values, and the vibration isolation system lost its functionality; amplitude of the mixer housing oscillations exceeded sanitary norms.



1 – experimental curve with taking into account wear of the mixer elements; 2 – calculation by equation (4); 3 – calculation by equation (2)

Figure 5 – Time dependence of amplitude of the mixer housing vibration

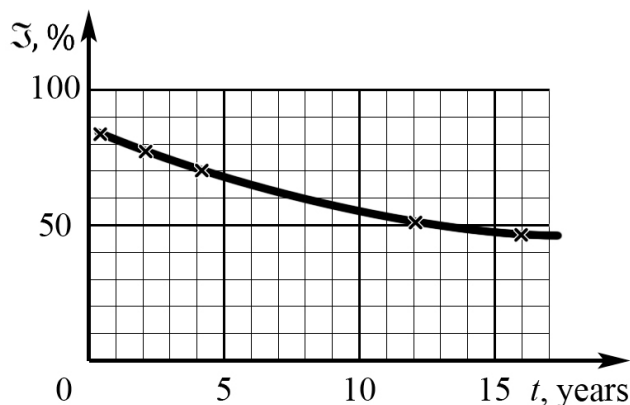


Figure 6 – Time dependence of coefficient of vibration isolation effectiveness

Calculation of elastic characteristics of the rubber vibration isolators is considered in [8].

3 Discussion of the results

1. Despite diversity of methods for accounting energy dissipation during vibrations of mechanical systems, modern mathematical models, as a whole, do not consider viscoelastic effects accompanying the rubber deformation in full volume. When constructing the amplitude characteristic of the system (Fig. 5) according to the equations (14) and (16) and determining the coefficient of vibration isolation by formulas (18) and (19), values of A and η depend on the energy dissipation factor ψ . However, when considering rubber aging effect on the dynamics of the mixer, changes of stiffness characteristics play a more important role since they determine natural frequency of the system oscillation.

2. The increase of dynamic stiffness (Fig. 5, curve 3) of the system elastic suspension by 60 % (during 16 years of operation) gives a calculated increase of amplitude of

oscillations by (20 – 25) % according to equation (2) and (21); equation (14) more accurately takes into account the viscoelastic effects (Fig. 5, curve 2), but coincidence with the experiment (Fig. 5, curve 1) is observed exclusively in the first 3 – 4 years of operation. Such significant discrepancies between theoretical and experimental curves are explained by the following circumstances: in the calculations, value of the inertia force per unit mass of the mixer was assumed to be constant. However, for most of the mining and smelting machines, during their operation, it is not only the parameters of elastic suspension that change; due to the wear of moving elements, degree of their imbalance also changes and leads to increase of inertial force per unit mass. Of course, elimination of wear results in decrease of this force, however, it can significantly increase during the overhaul period (for example, due to sticking of concentrate to the blades, uneven wear of the blades, wear of gearbox parts, etc.).

All this, as follows from Figure 5, should be taken into account when designing and calculating the vibration isolation systems, which should be made with a certain reserve allowing to be within the limits of permissible values for a certain period of time even at some deviations from the set parameters of the mixer (for example, changed mass or disturbing force). To this end, dynamic factor should be within the range of 4.5 – 5.0. The considered vibration isolation system of the mixer was designed exactly in this way, and even when stiffness of vibration isolators and disturbing force (due to the wear of the mixer elements) were changed (stiffness was changed by 60 %), it still remained within the limits of sanitary standards and technological requirements for 9 – 10 years.

3. Energy dissipation affects amplitude of the mixer oscillations; it affects frequency and position of the resonant peak relative to the vertical $\omega/\omega_0 = 1$. Rubber aging increases the amplitude of the mixer oscillations (Fig. 5), changes the system's natural oscillation frequency and shifts the value of ω/ω_0 , i.e. position of the resonance peak.

4. Energy dissipation affects the coefficient of vibration isolation η ; rubber aging significantly increases η mainly due to the changed frequency ratio ω/ω_0 ; and efficiency of the vibration isolation decreases accordingly (Fig. 6).

4 Conclusions

1. Any vibration isolation system in the machines operating under dynamic loads for a long period of time should be calculated with taking into account the rubber aging and inevitable disturbing force increase with time.

2. The theory and method are developed for calculating the vibration isolation systems with rubber elastic links for heavy mining machines, whose information parameters change with operating time due to the aging of the material.

3. According to the accepted mathematical models, energy dissipation of the machine elastic links affects the in-time changes of vibration amplitude and coefficient of vibration isolation; in addition, it significantly reduces noise, hence, improving safety of operators' work and machine operation.

REFERENCES

1. Bulat, A.F., Dyrda, V.I., Zvyagil'skiy, Ye.L. et al. (2016), *Elastomery v gornom dele* [Elastomers in mining], Naukova dumka, Kyiv, Ukraine.

2. Zabolotny, K.S., Sirchenko, A.A. and Zhupiev, A.L. (2016), "Design and analysis of the oscillating system's of self-propelled feeding bin BPS-940", *Vibration in engineering and technology*, no. 2 (82), pp. 16-21, <http://vibrojournal.vsau.org/files/pdfa/3011.pdf>
3. Yaroshevich, N.P., Zabrodets, I.P. and Yaroshevich, T.S. (2015), "Dynamics of vibrating machines starting with unbalanced drive in case of bearing body flat vibrations", *Scientific Bulletin of National Mining University*, no. 3, pp. 39-45.
4. Ilin, S.R., Samusia, V.I., Ilina, I.S. and Ilina, S.S. (2016), "Influence of dynamic processes in mine hoists on safety of exploitation of shafts with broken geometry", *Scientific Bulletin of National Mining University*, no. 3, pp. 48-53.
5. Dyrda, V.I., Kobets, A.S., Bulat, Ie.A., Lapin, V.A., Lysytsia, M.I., Ahaltsov, H.M. and Sokol, S.P. (2019), "Vibro seismic protection of heavy mining machines, buildings and structures" *E3S Web of Conferences, International Conference Essays of Mining Science and Practice*, vol. 109 (2019). <https://doi.org/10.1051/e3sconf/201910900022>
6. Dyrda, V.I., Kobets, A.S., Pukhalskyi, V.N., Kozub, Yu.H. and Chernii, O.A. (2019), "Dynamics of vibratory partitioned feeders for the uranium ore drawing and feeding", *E3S Web of Conferences, International Conference Essays of Mining Science and Practice*, vol. 109 (2019). <https://doi.org/10.1051/e3sconf/201910900023>
7. Voloshyn, O.I. and Riabtsev, O.V. (2019), "Some important aspects of rock mechanics and geomechanics", *E3S Web of Conferences, International Conference Essays of Mining Science and Practice*, vol. 109 (2019). <https://doi.org/10.1051/e3sconf/201910900114>
8. Bulat, A.F., Dyrda, V.I., Lysytsia, M.I. and Grebenyuk, S.M. (2018), "Numerical Simulation of the Stress-Strain State of Thin-Layer Rubber-Metal Vibration Absorber Elements Under Nonlinear Deformation", *Strength of Materials*, no. 3 (50), pp. 387-395, <https://doi.org/10.1007/s11223-018-9982-9>

СПИСОК ЛІТЕРАТУРИ

1. Эластомеры в горном деле / Булат А.Ф., Дырда В.И., Звягильский Е.Л. и др. К.: Наук. думка, 2016. 315 с.
2. Zabolotny K.S., Sirchenko A.A., Zhupiev A.L. Design and analysis of the oscillating system's of self-propelled feeding bin BPS-940. *Vibration in engineering and technology*. 2016. No. 2 (82). P. 16-21. <http://vibrojournal.vsau.org/files/pdfa/3011.pdf>
3. Yaroshevich N.P., Zabrodets I.P., Yaroshevich T.S. Dynamics of vibrating machines starting with unbalanced drive in case of bearing body flat vibrations. *Scientific Bulletin of National Mining University*. 2015. No. 3. P. 39-45.
4. Influence of dynamic processes in mine hoists on safety of exploitation of shafts with broken geometry / Ilin S.R., Samusia V.I., Ilina I.S., Ilina S.S. *Scientific Bulletin of National Mining University*. 2016. No. 3. P. 48-53.
5. Vibroseismic protection of heavy mining machines, buildings and structures / Dyrda V.I., Kobets A.S., Bulat Ie.A., Lapin V.A., Lysytsia M.I., Ahaltsov H.M., Sokol S.P. *E3S Web of Conferences, International Conference Essays of Mining Science and Practice*. 2019. Vol. 109 (2019). <https://doi.org/10.1051/e3sconf/201910900022>
6. Dynamics of vibratory partitioned feeders for the uranium ore drawing and feeding / Dyrda V.I., Kobets A.S., Pukhalskyi V.N., Kozub Yu.H., Chernii O.A. *E3S Web of Conferences, International Conference Essays of Mining Science and Practice*. 2019. Vol. 109 (2019). <https://doi.org/10.1051/e3sconf/201910900023>
7. Voloshyn O.I., Riabtsev O.V. Some important aspects of rock mechanics and geomechanics. *E3S Web of Conferences, International Conference Essays of Mining Science and Practice*. 2019. Vol. 109 (2019). <https://doi.org/10.1051/e3sconf/201910900114>
8. Numerical Simulation of the Stress-Strain State of Thin-Layer Rubber-Metal Vibration Absorber Elements Under Nonlinear Deformation / Bulat A.F., Dyrda V.I., Lysytsia M.I., Grebenyuk S.M. *Strength of Materials*. 2018. No. 3 (50). P. 387-395. <https://doi.org/10.1007/s11223-018-9982-9>

About the authors

Dyrda Vitalii Illarionovych, Doctor of Technical Sciences (D. Sc.), Professor, Head of Department of Elastomeric Component Mechanics in Mining Machines, Institute of Geotechnical Mechanics named by N. Poljakov NAS of Ukraine, Dnipro, Ukraine, vita.igtm@gmail.com

Kobets Anatolii Stepanovych, Doctor of Public Administration, Professor, Rector, Dnipro State University of Agriculture and Economics, Dnipro, Ukraine, info@dsau.ua

Bulat Ievgeniia Anatoliivna, Doctor of Science of Law, Senior Researcher, Prydniprovsky Scientific Center of the National Academy of Sciences of Ukraine and the Ministry of Education and Science of Ukraine, Professor of Department of Civil, Labour and Commercial Law, Oles Honchar Dnipro National University, Dnipro, Ukraine, aasdbulat@gmail.com

Slobodyan Sergii Borysovych, Candidate of Technical Sciences, Associate Professor of Department of General Technical Disciplines and Physics, State Agrarian and Engineering University in Podilia, Kamianets-Podilskyi, Ukraine, sergessb75@gmail.com

Lysytsia Mykola Ivanovych, Candidate of Technical Sciences (Ph. D.), Senior Researcher, Senior Researcher in Department of Elastomeric Component Mechanics in Mining Machines, Institute of Geotechnical Mechanics named by N. Poljakov NAS of Ukraine, Dnipro, Ukraine, lisitsa.n.i@gmail.com

Sokol Sergii Petrovych, Candidate of Technical Sciences (Ph.D.), Associate Professor, Dnipropetrovsk State Agrarian and Economic University, Dnipro, Ukraine, info@dsau.dp.ua

Lapin Vladimir Alekseevich, Candidate of Technical Sciences (Ph.D.), Director of Center for Scientific Research in Building Industry, Corresponding Member of International Engineering Academy and National Engineering Academy of the Republic of Kazakhstan, Kazakh Research and Design Institute of Construction and Architecture, Almaty, Kazakhstan, vlapin@kazniisa.kz

Ahaltsov Hennadii Mykolaiovych, Master of Science, Junior Researcher of Department of Elastomeric Component Mechanics in Mining Machines, Institute of Geotechnical Mechanics named by N. Poljakov of National Academy of Science of Ukraine, Dnipro, Ukraine, ag.gena@gmail.com

Про авторів

Дирда Віталій Ілларіонович, доктор технічних наук, професор, завідувач відділу механіки еластомерних конструкцій гірничих машин, Інститут геотехнічної механіки ім. М.С. Полякова Національної академії наук України (ІГТМ НАН України), Дніпро, Україна, vita.igtm@gmail.com

Кобець Анатолій Степанович, доктор наук по державному управлінню, професор, ректор Дніпровського державного аграрно-економічного університету (ДДАЕУ), Дніпро, Україна, info@dsau.ua

Булат Євгенія Анатоліївна, доктор юридичних наук, старший науковий співробітник, Придніпровський науковий центр Національної академії наук України і Міністерства освіти і науки України, професор кафедри цивільного, трудового і господарського права, Дніпровський національний університет імені О. Гончара, м. Дніпро, Україна, aasdbulat@gmail.com

Слободян Сергій Борисович, кандидат технічних наук, доцент, доцент кафедри загальнотехнічних дисциплін та фізики, Подільський державний аграрно-технічний університет, Каменець-Подільський, Україна, sergessb75@gmail.com

Лисиця Микола Іванович, кандидат технічних наук, старший науковий співробітник, старший науковий співробітник відділу механіки еластомерних конструкцій гірничих машин, Інститут геотехнічної механіки ім. М.С. Полякова Національної академії наук України (ІГТМ НАН України), Дніпро, Україна, lisitsa.n.i@gmail.com

Сокол Сергій Петрович, кандидат технічних наук, доцент Дніпровського державного аграрно-економічного університету (ДДАЕУ), Дніпро, Україна, info@dsau.dp.ua

Лاپін Володимир Олексійович, кандидат технічних наук, член-кореспондент Національної Інженерної Академії Республіки Казахстан та Міжнародної Інженерної Академії, директор Центру наукових досліджень будівельної галузі, Казахський науково-дослідний та проектний інститут будівництва і архітектури, м. Алмати, Казахстан, vlapin@kazniisa.kz

Агальцов Геннадій Миколайович, інженер, молодший науковий співробітник відділу механіки еластомерних конструкцій гірничих машин, Інститут геотехнічної механіки ім. М.С. Полякова Національної академії наук України (ІГТМ НАН України), м. Дніпро, Україна, ag.gena@gmail.com

Анотація. Використаний комплексний підхід, що включає побудову математичної моделі та результати тривалих промислових випробувань важких гірничих машин з гумовими пружними зв'язками.

Розглядаються питання віброізоляції важких машин, що працюють в екстремальних умовах, тобто при тривалих циклічних навантаженнях і впливі зовнішнього агресивного середовища, властивості гірничо-збагачувальним підприємствам. Як приклад розглядаються вихрові змішувачі з системою віброізоляції, що містить гумові елементи. У процесі тривалої експлуатації маса змішувача не залишається постійною; її збільшення пов'язане з налипанням початкового продукту на рухомих частинах машини. Розташування таких машин в аглофабриці на позначці +10,4 м, а також зміна в часі поворотної симетрії обертання барабана накладає на систему віброізоляції певні вимоги: система повинна бути «м'якою» і стабільною в часі, тобто протягом 9-10 років експлуатації жорсткісні та дисипативні параметри її не повинні виходити за допустимі значення. З метою зменшення ефекту старіння використовувалася гума типу 2959 на основі натурального каучуку з посиленою захисною групою, при цьому нестабільність основних механічних параметрів враховувалася в розробленій теорії віброізоляції машин.

На основі розробленої симулятивної моделі та інтегральних співвідношень Больцмана - Вольтерра з ядрами релаксації і післядії отримано рівняння, що дозволяє найбільш повно враховувати в'язко-пружні властивості гуми; оператор жорсткості пружної підвіски машини в такому рівнянні записаний з використанням дрібно-експоненційної функції типу Ю. Работнова; на основі математичної моделі розраховані основні параметри досліджуваної машини; зокрема, для вихрового змішувача розраховані часові залежності амплітуди коливань корпусу змішувача та коефіцієнта ефективності віброізоляції з урахуванням старіння матеріалу пружних ланок машини; результати розрахунку порівнюються з результатами промислових випробувань протягом 16 років експлуатації вихрового змішувача. Розроблено теорію і метод розрахунку систем віброізоляції важких гірничих машин з гумовими пружними ланками з урахуванням зміни структури матеріалу за рахунок ефектів старіння.

В роботі розглядається приклад розрахунку системи віброізоляції змішувача з урахуванням старіння гуми; величини зміни в часі основних механічних параметрів були отримані експериментально протягом 16 років. Це дозволило визначити тимчасові зміни амплітуди коливань корпусу змішувача та коефіцієнта ефективності системи віброізоляції. Показано, що система віброізоляції змішувача зберігала ефективність протягом 9-10 років, після чого механічні характеристики гуми виходили за межі допустимих значень і система втрачала своє функціональне призначення, а амплітуда корпусу змішувача перевищувала існуючі санітарні норми.

Ключові слова: віброізоляція машин, інтегральні співвідношення Больцмана-Вольтерра, функція Работнова, ефекти старіння гуми

Аннотация. Использован комплексный подход, включающий построение математической модели и результаты длительных промышленных испытаний тяжёлых горных машин с резиновыми упругими связями.

Рассматриваются вопросы виброизоляции тяжёлых машин, работающих в экстремальных условиях, т.е. при длительных циклических нагрузках и влиянии внешней агрессивной среды, свойственной горно-обогатительным предприятиям. В качестве примера рассматриваются вихревые смесители с системой виброизоляции,

содержащей резиновые элементы. В процессе длительной эксплуатации масса смесителя не остаётся постоянной; её увеличение связано с налипанием исходного продукта на подвижных частях машины. Расположение таких машин в аглофабрике на отметке +10,4 м, а также изменение во времени поворотной симметрии вращения барабана налагает на систему виброизоляции определенные требования: система должна быть «мягкой» и стабильной во времени, т.е. на протяжении 9-10 лет эксплуатации жесткостные и диссипативные параметры её не должны выходить за допускаемые значения. С целью уменьшения эффекта старения использовалась резина типа 2959 на основе натурального каучука с усиленной защитной группой, при этом нестабильность основных механических параметров учитывалась в разработанной теории виброизоляции машин.

На основе разработанной симулятивной модели и интегральных соотношений Больцмана – Вольтерра с ядрами релаксации и последствия получено уравнение, позволяющее наиболее полно учитывать вязко-упругие свойства резины; оператор жёсткости упругой подвески машины в таком уравнении записан с использованием дробно-экспоненциальной функции типа Ю. Работнова; на основе математической модели рассчитаны основные параметры исследуемой машины; в частности, для вихревого смесителя рассчитаны временные зависимости амплитуды колебаний корпуса смесителя и коэффициента эффективности виброизоляции с учётом старения материала упругих звеньев машины; результаты расчёта сравниваются с результатами промышленных испытаний на протяжении 16 лет эксплуатации вихревого смесителя. Разработана теория и метод расчёта систем виброизоляции тяжёлых горных машин с резиновыми упругими звеньями с учётом изменения структуры материала за счёт эффектов старения.

В работе рассматривается пример расчёта системы виброизоляции смесителя с учётом старения резины; величины изменения во времени основных механических параметров были получены экспериментально на протяжении 16 лет. Это позволило определить временные изменения амплитуды колебаний корпуса смесителя и коэффициента эффективности системы виброизоляции. Показано, что система виброизоляции смесителя сохраняла эффективность в течение 9-10 лет, после чего механические характеристики резины выходили за пределы допускаемых значений и система теряла своё функциональное назначение, а амплитуда корпуса смесителя превышала существующие санитарные нормы.

Ключевые слова: виброизоляция машин, интегральные соотношения Больцмана – Вольтерра, функция Работнова, эффекты старения резины

Стаття надійшла до редакції 16.12.2020