

<https://doi.org/10.1515/geochem-2020-0053>
УДК 537.523.9

Boshko I., Kondratenko I., Zabulonov Yu., Charnyi D., Onanko Yu., Marynin A., Krasnoholovets V.

Boshko I., Ph. D. (Tech.), Institute of Electrodynamics, National Academy of Science of Ukraine, ORCID: 0000-0002-7955-246X, ws77@ukr.net

Kondratenko I., D.Sc. (Tech.), Cor. Member of the National Academy of Sciences of Ukraine, Institute of Electrodynamics, National Academy of Science of Ukraine, 56 Peremohy St., UA-03057 Kyiv, Ukraine, e-mail: dep7ied@ukr.net, ORCID:0000-0003-1914-1383

Zabulonov Yu.L. D.Sc. (Tech.), Cor. Member of the National Academy of Sciences of Ukraine, Professor, State Institution «The Institute of Environmental Geochemistry of National Academy of Sciences of Ukraine» ORCID:0000-0002-4517-9927

Charniy D.V. D.Sc. (Tech.), Senior Researcher, State Institution «The Institute of Environmental Geochemistry of National Academy of Sciences of Ukraine», ORCID:0000-0001-6150-6433, dmitrych10@gmail.com

Onanko Yu., Faculty of Physics, Taras Shevchenko National University of Kyiv, 4 Hlushkova Av., UA-03127 Kyiv, Ukraine, e-mail: onanko@univ.kiev.ua, ORCID ID : ORCID:0000-0002-7231-1188

Marynin A., D.Sc. (Tech.), National University of Food Technologies, 68 Volodymyrska St. , UA-01033 Kyiv, Ukraine, e-mail: andrii_marynin@ukr.net, ORCID ID : ORCID:0000-0001-6692-7472

Krasnoholovets V., Ph. D. (Ph.-Math.), Institute of Physics, National Academy of Science of Ukraine, 46 Nauky St., 02028 Kyiv, Ukraine; e-mail: krasnoh@iop.kiev.ua

THE STUDY OF TREATMENT OF WATER WITH A HIGH CONCENTRATION OF COD BY PULSE DIELECTRIC BARRIER DISCHARGE ON THE SURFACE OF THE LIQUID

Progressive water pollution due to anthropogenic impact on the environment is one of the current problems. One of the main types of wastewater pollutants is organic matter. A relatively simple and cheap method of purifying water from them is its biological treatment with aerobic bacteria. However, there are many highly toxic organic impurities, for the decomposition of which this method is in any case in its aerobic guise is unsuitable, and anaerobic processes require too much time and temperature control of processing processes and also become questionable given the required energy costs. Such complex substances, from the point of view of their biological treatment, include organic dyes, which according to world statistics make up 15% of all harmful substances that must be neutralized before entering the aquatic ecosystem. For such waters, their pre-treatment becomes relevant, which will reduce the load on biological treatment plants by oxidation of toxic substances and a general reduction of the organic component, ie reduction of dichromate chemical oxygen demand (HSC). Water treatment with such contaminants can be carried out using technologies that use advanced oxidation processes (AOP). In our work we studied the efficiency of plasma oxidation of wastewater barrier discharge of dye manufacturers, the main component of which is technical 2,4-dinitrotoluene, as well as models of the organic component of NPP wastewater, the main component of which is a phosphate-based detergent containing South Africa - 26.8%. Water films with a thickness of ~ 0.1 mm were treated at a rate of growth of discharge voltage pulses $\approx 3 \cdot 10^{11} \text{ V/s}$. The energy efficiency of the pulsed barrier discharge at different modes of water treatment with different impurities of organic substances has been studied. To obtain high energy efficiency, water treatment should be carried out at such parameters of the pulse barrier discharge (energy and pulse repetition frequency) and air velocity, so that the specific energy input to the air passing through the chamber does not exceed ~ 100 J/l. The highest energy yield of the pulsed barrier discharge, for wastewater samples, at specific energy inputs does not exceed $\approx 10 \text{ J/ml}$.

Keywords: plasma, dielectric barrier discharge, water, ozone, hydroxyl radical, dinitrotoluene, meth-ylene, surfactants, energy efficiency

1. Preliminary

One of the main types of wastewater pollutants is organic matter. In the case of a large number of highly toxic organic impurities, the method of anaerobic water treatment does not work and, in addition, anaerobic processes require considerable time and temperature regulation of treatment processes, which also requires significant energy costs.

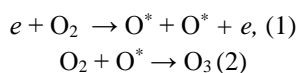
Organic dyes are undoubtedly persistent biological pollutants, which according to world statistics [1] account for 15% of all harmful substances that must be

neutralized before entering the aquatic ecosystem. For such waters, their pre-treatment becomes relevant, which will reduce the load on biological treatment plants by oxidation of toxic substances and a general reduction of the organic component, i.e. reduction of dichromate chemical oxygen demand (COD).

Water treatment with such contaminants can be carried out using technologies that employ advanced oxidation processes (AOP) [1, 2]. AOP is an innovative tool that allows the researchers to enter energy directly into the area where the decomposition of pollutants is re-

quired. Plasma is obtained by pulsed dielectric barrier discharge (PDBD) on the water surface. Due to this discharge, a low-temperature plasma is generated at the gas-liquid interface, which is one of the types of AOR, in which highly active particles with oxidizing potentials ϕ higher than oxygen O_2 (1.2 V) are formed: hydrogen peroxide H_2O_2 (1.8 V), ozone O_3 (2.1 V), hydroxyl radical OH^* (2.7 V) (symbol * means that the particle is in a high-energy excited state). The presence of these substances and their concentration are determining factors for the oxidation of pollutants in water [1, 2]. Since these substances interact with water mainly at the gas-liquid interface, water treatment must be performed at a large ratio of the surface area of the water sample to its volume ($\sim 10 \text{ m}^2/1$). This can be achieved when the water is in the film (film thickness $\approx 0.1\text{--}0.15$ mm) [3] or drip state (the droplet diameter ~ 1 mm) [6]. In recent decades, a study of water treatment by PDBD [1–7] has been performed, which had both scientific and applied orientation.

The main oxidants, which decompose organic impurities in water are O_3 , OH^* and H_2O_2 [1, 2]. Such molecules appear under the action of plasma due to a chain of plasma-chemical reactions in gas and water. These reactions and their intensity are determined by the parameters of the discharge in the gas part of the interelectrode gap. For example, reactions



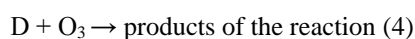
resulting in the formation of ozone in a gas containing oxygen are possible only when the energy of the electron e , which it receives in an electric field, is somewhere higher than the threshold energy for O, which is 5.14 eV and is required for the dissociation of oxygen in reaction (1).

The equation

$$d[O^*]/dt = k[n_e][O_2], (3)$$

determines the rate of generation of O^* where $[O^*]$, $[O_2]$ and $[n_e]$ are concentration of O^* , O_2 and electrons e , respectively; k is the rate constant of the reaction that has an exponential dependence on the electric field strength E in the gas [6].

The contribution of reaction particles O_3 , OH^* and H_2O_2 to the decomposition of impurities in water depends not only on their potential ϕ , but also on their concentrations. For example, in the oxidation reaction of an impurity D by ozone



according to the basic equation of chemical kinetics, the rate of decrease of the impurity concentration $[D]$ will be equal to

$$d[D]/dt = -k_p[D][O_3], (5)$$

where k_p is the rate constant of the reaction (5), which depends on the oxidative potential of ozone and the type of impurity, $[O_3]$ is the concentration of ozone, t is time. Thus, it follows from equations (3)–(5) that the electric field strength E is one of the main parameters that determines the rate of degradation of impurities under the action of PDBD.

The energy efficiency Y is a criterion for the practical use of technologies with AOR in water treatment. The parameter Y determines the mass of decomposed pollutant at 1 kWh of energy consumed for this purpose; it is called the energy output [1, 2]. The value of Y depends on many factors [1–8]: parameters of PDBD (voltage, growth rate, pulse repetition frequency), type and geometry of the discharge chamber in which the water is treated, the method of introduction of liquid and gas and their types, concentration and the type of impurity, the presence of a catalyst and other conditions.

The purpose of this work is to achieve the most energy-efficient treatment of the film of an aqueous solution of organic matter under the action of PDBD plasma.

2. Experimental set-up

The equipment includes: pulse generator (PG), discharge chamber (DC), ozone generator (OG), facility for diagnostics of parameters of discharge pulses and measurement of impurity concentrations in water and ozone in gas, as well as devices for pumping water and gas through the DC and measuring their costs.

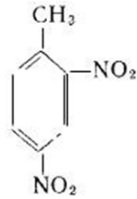
The PG provided unipolar voltage pulses with amplitude up to 30 kV with their growth rate about $3 \cdot 10^{11}$ V/s and repetition frequency f up to 1 kHz. The pulse energy was regulated by changing the voltage U_0 of the DC source that supplied the PG. The DC was coaxial type with an inner electrode in the form of a stainless steel tube, which had an outer diameter $d_1 = 32.6$ mm. The role of the dielectric barrier was performed by a tube made of electrical glass with inner and outer diameters $d_1 = 37.4$ mm and $d_2 = 39$ mm, respectively. A layer of aluminium foil was tightly applied on top of the DC, which served as the second (high-voltage) electrode. The length of the electrodes was $L = 250$ mm. After entering the vertically installed DC, water flowed down the inner electrode as a uniform film (~ 0.1 mm). More detailed information on PG and DC is presented in [8]. Oscillograms of voltage and current through the

DC were recorded using an oscilloscope TDS 1012 and voltage sensors P6015 and current P6021.

Samples of wastewater typical for harmful plants were processed by PDBD plasma. The wastewater was:

1. Models of the organic component of cooling waters of nuclear power plants based on a solution of phosphate salts, which in terms of P_2O_5 was 16.2% and surfactants 26.8%. The initial concentration of COD was 462 mg O_2/dm^3 .

2. Real wastewater from plants that produce dyes, the main component of which is technical 2,4-dinitrotoluene $CH_3C_6H_3(NO_2)_2$ (DNT); its structural formula is



The first sample of DNT solution had an initial COD equal to 1978 mg O_2/dm^3 , dark gray colour and the inclusion of solid particles with the diameter of 0.1-0.4 mm, and a persistent odour. The second sample of DNT solution had an initial COD equal to 503 mg O_2/dm^3 , almost yellow colour and had no visible solid fractions and persistent odours.

The effectiveness of processing of the samples was assessed by changing the COD. The study was performed at room temperature and atmospheric pressure in the DC. The initial volume of the untreated water was 150 ml. This volume was passed through the DC several times. The number n of such cycles varied from 1 to 25. The thickness of the water layer δ and the time τ_o of processing PDBD were found from equations [4]:

$$\delta = \left(\frac{3 \nu_k Q_e}{\pi g d_1} \right)^{\frac{1}{3}}, \quad \tau_o = \frac{\pi L d_1 \delta n}{Q_e} \quad (6)$$

where ν_k , Q_e are the kinematic viscosity of water and the water consumption, respectively; g is the acceleration of gravity.

The results of calculations according to the expressions (6) show that with increasing water consumption within the limits at which the study was conducted ($Q_w = 15-75$ ml/min), the value of δ increased in the range of 0.1-0.15 mm, and its processing time for one cycle decreased from 8.8 to 3 s.

3. Results

Discharge parameters. The type of oscillograms of current $i(t)$ and voltage $u(t)$ characteristic of PDBD is shown in Fig.1. They were obtained under the following conditions $U_0 = 240$ V, $f = 48$ Hz, water and air con-

sumption, respectively, are $Q_w = 0.03$ l/min and $Q_a = 0.8$ l/min.

Curve $i(t)$ shows that the current pulse consists of two parts: the direct current with amplitude $I_{m1} = 190$ A with duration $\tau_1 \approx 120$ ns and the reverse current $I_{m2} = 70$ A and $\tau_2 \approx 150$ ns. The rate of voltage increase during a direct current pulse is $\approx 3 \cdot 10^{11}$ V/s and its amplitude is $U_{m1} = 9.4$ kV. The energy released in this interval per one discharge pulse, $W_p = 88$ mJ. This value was obtained on the basis of the method described in [9]. With the variation of parameters $f = 10-250$ Hz, $Q_w = 0.015-0.07$ l/min, $Q_a = 0.1-2$ l/min and types of gases for which the research was conducted, the values of W_p changed insignificantly ($< 5\%$).

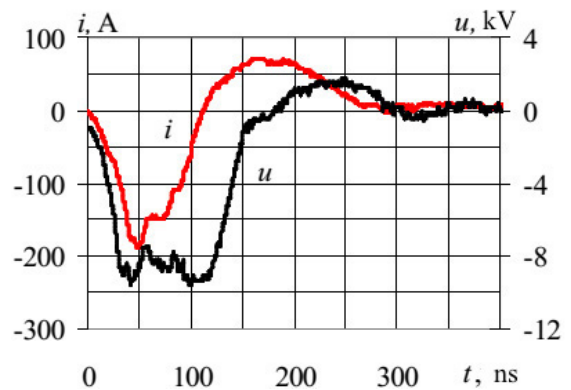


Fig. 1. Picture from the oscilloscope: Waveforms of current $i(t)$ and voltage $u(t)$, which are typical for the pulsed barrier discharge

Рис.1 Характерный для ИБР вид осциллограмм струму $i(t)$ та напруги $u(t)$.

Under these conditions, each time the water sample passes through the DC, its treatment time according to (6) was 4.1 s. The effect of reducing the concentration of impurities in water after the end of the action of PDBD is explained [3, 4] by the presence in water of a stable oxidizing substance (hydrogen peroxide H_2O_2) compared to OH^* and O_3 , which was formed during PDBD.

For the convenience of further consideration and analysis of the obtained results, it is advisable to use the parameter η , which describes the relative degree of water treatment and is calculated by the expression $\eta = (\Delta K_n / K_0) \cdot 100\%$, in which $\Delta K_n = K_0 - K_n$ is the reducing the impurity concentration after n treatment cycles.

We have already noted that the generally accepted indicator of energy efficiency of water treatment is the energy yield $Y = \Delta K_1 Q_w f^{-1} W_a^{-1}$, which was determined by the expression in which ΔK_1 is the decrease in concentration per one treatment cycle. This value is 20-60% higher than that obtained in similar conditions of PDBD treatment of water with methylene blue admix-

ture in [3–5]. As the number of cycles increases, the value of Y_t decreases sharply, which can be explained by a decrease of almost three times after the first cycle of concentration, as a result of which the rate of oxidation of the impurity according to (5) must fall as many times.

PDBD in a gas containing nitrogen generates oxides of NO, NO₂, which initiates the formation of nitrates (ions NO₃⁻) in water [1]. The dependence of their concentration K_n on the specific energy $W_n = n f W_a Q_w^{-1}$ that was spent on the treatment of distilled water, has a linear nature, Fig. 2

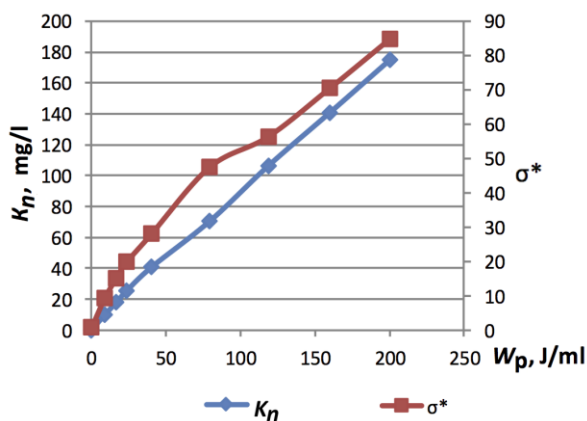


Fig. 2. Dependence of the concentration K_n of ions NO₃⁻ vs. specific energy spent on distilled water treatment.

Рис.2. Залежність концентрації іонів від питомої енергії, що була витрачена на обробку дистильованої води

The presence of nitrates in water is undesirable because they interact with oxidants that enter the water under the action of PDBD. This reduces their concentration and hence reduces the rate of decomposition of the impurity [1]. In addition, in accordance with the requirements for drinking water existing in the EU, the content of nitrates in it should not exceed $K_{nd} = 45$ mg/l. For the conditions of this work for each treatment cycle at $U_0 = 240$ V, $f = 48$ Hz, $Q_w = 0.03$ l/min, $Q_a = 0.8$ l/min ($W_p = 8$ J/ml), the value of K_n increases by 7.2 mg/l. It turns out that at $n = 6$, when $W_p = 48$ J/ml, the concentration of nitrates becomes greater than the allowable value K_{nc} . This should be borne in mind when treating PDBD with drinking water. In the case of wastewater, the permissible nitrate content can be much higher.

The increase in the number of ions NO₃⁻ in water under the action of PDBD is evidenced by a 40-fold increase in the relative value of the specific conductivity $\sigma^* = \sigma/\sigma_0$ (where σ_0 and σ are specific conductivity of the untreated and treated methylene blue solution, respectively) when changing W_p in the range 0 – 200 J/ml as well as its acidity [1], which is characterized by the

pH value. This parameter has a significant effect on the course of oxidative reactions in water [1, 2]. Estimates based on the results [1] showed that when W_p increases to 200 J/ml, the pH value decreased from 6.3 to 3.5.

Treatment of the solutions. The solutions were treated at a flow rate of 0.03 l/min of water and flow rate of 0.2 l/min and flow rate of air by passing them several times through the discharge chamber at a repetition frequency of PDBD of 95 Hz and their energy of 88 mJ. The change in COD depending on the specific energy W_p for solutions 1–3 is shown in Fig. 3 (respectively, curves 1–3, which demonstrates that the COD decreases with increasing W_p).

Fig. 3 exhibits a particularly rapid drop in COD at relatively small values of W_p . This can be explained by the fact that in solutions at high W_p the concentration of nitrates increases, which not only neutralize the oxidants generated by PDBD, but also by the fact that they lead to an increase in COD. This explains why at low concentrations of DNT (Solution 3, curve 3), when the reaction rate decreases according to expression (5), the effect of PDBD on the solution becomes smaller.

In the process of wastewater treatment of plants producing dyes containing dinitrotoluene, i.e. molecules of DNT1 and DNT2, a persistent odour disappeared and the liquid from the dark brown opaque became much lighter and more transparent.

4. Conclusion

The energy efficiency of the pulsed dielectric barrier discharge at different modes of water treatment with different impurities of organic substances has been studied. To obtain a high energy efficiency of water treatment, the specific energy consumption has to be about 100 J/l at which the parameters of energy and pulse repetition of PDBD, and rates of water and air movement passing through the chamber-are self-consistent.

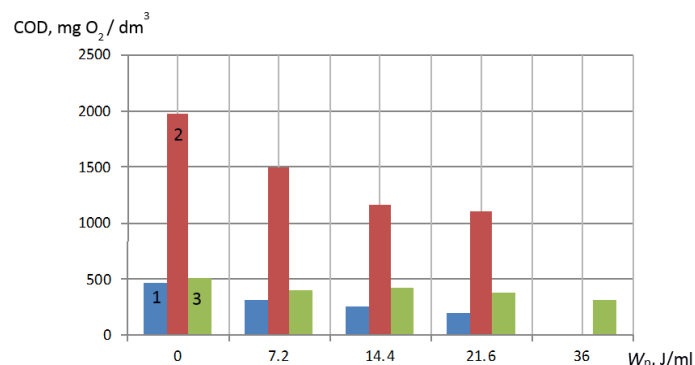


Fig. 3. The change in COD depending on the specific energy W_p : 1 – solution of NPP detergent; 2 – DNT 1; 3 – DNT 2

Рис.3. Зміна ХСК в залежності від питомої енергії W_p : 1- розчин миючого засобу АЕС; 2- ДНТ 1; 3- ДНТ 2.

References

1. Fangmin Huang, et al.. Analysis of the degradation mechanism of methylene blue by atmospheric pressure dielectric barrier discharge plasma. *Chemical Engineering Journal*. 2010. Vol. 16, p. 250–256.
2. Bo Jiang, et al.. Review on electrical discharge plasma technology for wastewater. *Chemical Engineering Journal*. 2014. No. 236, p. 348–363.
3. Biljana P. Dojchinovich, et al. Manojlovich. Decolorization of reactive textile dyes using water falling film dielectric barrier discharge. *Journal of Hazardous Materials*. 2011. No. 192, p. 763 – 771.
4. Vesna V Kovačević, et al. Measurement of reactive species generated by dielectric barrier discharge in direct contact with water in different atmospheres. *Journal Physics. D: Applied Physics*. 2017. Vol. 50, p. 155205-1–155205-19
5. Monica Magureanu, et al.. Decomposition of methylene blue in water using a dielectric barrier discharge: Optimization of the operating parameters. *Journal of Applied Physics*. 2008. No. 104, p. 103306-1–103306-7.
6. Muhammad Arif Malik¹, Abdul Ghaffar, Salman Akbar Malik. Water purification by electrical discharges. *Plasma Sources Science and Technology*. 2001. No. 10, p. 82–91.
7. Shen Zhao, et al. Effect of Electrical Parameters on Energy Yield of Organic Pollutant Degradation in a Dielectric Barrier Discharge Reactor. *IEEE Transactions on Plasma Science*. 2017. Vol. 45, No. 6, p. 1043–1050.
8. Божко І.В., та ін. Розробка комплексу для обробки води імпульсним бар'єрним розрядом. *Технічна електродинаміка*. 2017. No. 6, С. 80–86.
9. Bozhko I.V., Serdyuk Y.V. Determination of Energy of a Pulsed Dielectric Barrier Discharge and Method for Increasing Its Efficiency. *IEEE Transactions on Plasma Science*. 2017. Vol. 45, No. 12, P. 3064–3069.
10. C. Hibert, I., et al.. [OH(X)] measurements by resonant absorption spectroscopy in a pulsed dielectric barrier discharge. *Journal of applied physics*. 1999. Vol. 85, No. 10, P. 7070–7075.

11. W. H. Glaze. Drinking-water treatment with ozone. *Environment science technology*. 1987. Vol. 21, No. 3, p. 224–230.

12. Zhang T., et al. Photooxidative N-demethylation of methylene blue in aqueous TiO₂ dispersions under UV irradiation. *Journal of Photochemistry and Photobiology A: Chemistry*. 2001. Vol. 140, p. 163–172.

References

1. Fangmin Huang, Li Chen, Honglin Wang, Zongcheng Yan. (2010) *Chemical Engineering Journal*. Vol. 162. pp. 250–256.
2. Bo Jiang, et al. (2014). *Chemical Engineering Journal*. №236. Pp. 348-363.
3. Biljana P., et al (2011) *Journal of Hazardous Materials*. №192. pp. 763 – 771.
4. Vesna V Kovačević, et al. (2017), *Journal Physics. D: Applied Physics*. Vol.50. pp. 155205-1–155205-19
5. Monica Magureanu, Daniela Piroi, Nicolae Bogdan Mandache, Vasile Parvulescu. (2008) *Journal of Applied Physics*. №104. pp.103306-1 – 103306-7.
6. Muhammad Arif Malik¹, Abdul Ghaffar, Salman Akbar Malik. (2001). *Plasma Sources Science and Technology*. №10. pp.82–91.
7. Shen Zhao et al. (2017). *IEEE Transactions on Plasma Science*. Vol. 45. Issue 6. pp. 1043 – 1050.
8. Bozhko I.V., Karlov O.M., Kondratenko I.P., Charnyi D.V. (2017), *Technical electrodynamics*. №6. pp.80 – 86.
9. Bozhko I.V., Serdyuk Y.V. (2017), *IEEE Transactions on Plasma Science*. Vol. 45. Issue 12. pp.3064 – 3069.
10. C. Hibert, I. Gaurand, O. Motret, J. M. Pouvesle. (1999). *Journal of applied physics*. Vol. 85. №10 pp.7070 - 7075.
11. W.H.Glaze. (1987) *Drinking-water treatment with ozone*. *Environment science technology*. Vol.21. №3. pp.224 –230.
12. Zhang T., et al. (2001). *Journal of Photochemistry and Photobiology A: Chemistry*. Vol.140. pp.163-172.

ДОСЛІДЖЕННЯ ОБРОБКИ ВОД З ПІДВИЩЕНИМИ КОНЦЕНТРАЦІЯМИ ХСК ПЛАЗМОЮ ІМПУЛЬСНОГО БАР'ЄРНОГО РОЗРЯДУ НА ПОВЕРХНЮ РІДИНИ

Божко І.В. канд.техн.наук, Інститут електродинаміки НАНУ, ORCID: 0000-0003-1914-1383, dep7ied@ukr.net
Кондратенко І.П. член-кор. НАН України, д.т.н., проф., Інститут електродинаміки, ORCID: 0000-0001-8239-8654, 1952zyl@gmail.com
Забулонов Ю.Л., д.т.н., чл.-кор. НАН України, проф., ДУ «ІГНС НАНУ», ORCID:0000-0002-4517-9927, Zabulonov@nas.gov.ua
Чарний Д.В., д.т.н., с.н.с., ДУ «ІГНС НАН України», ORCID:0000-0002-4632-0558, dmitriych10@gmail.com
Онанко Ю.А. Інститут водних проблем та меліорації, ORCID: 0000-0002-7231-1188, onanko@univ.kiev.ua
Маринин А.І. канд.техн.наук, Національний університет харчових технологій, ORCID:0000-0001-6692-7472, andrii_marynin@ukr.net
Красноноговець В. В., канд.фіз.-мат.наук, Інститут фізики НАНУ, krasnoh@iop.kiev.ua

Прогресуюче забруднення води через антропогенний вплив на навколишнє середовище відноситься до актуальних проблем сучасності. Одним з головних видів забруднювачів стічної води є органічні речовини. Відносно простим і дешевим методом очищення води від них є її біологічна обробка за допомогою аеробних бактерій. Проте існує багато високотоксичних органічних домішок, для розкладення яких цей метод у всякому разі при його аеробній іпостасі є непридатним, а анаеробні процеси вимагають занадто значного часу і температурної регуляції процесів обробки і також стають сумнівними з огляду на необхідні енергетичні витрати. До подібних складних речовин, з точки зору їх біологічної очистки, належать органічні барвники, котрі згідно світової статистики, складають 15% від всіх шкідливих речовин, які треба знешкодити перед їх надходженням у водні екосистеми. Для подібних вод стає актуальним їх попередня обробка яка дозволить знизити навантаження на біологічні очисні споруди шляхом окиснення токсичних речовин і загальним зниженням органічної складової, тобто зменшенням біхроматного хімічного споживання кисню (ХСК). Обробку води з такими забруд-

неннями можна проводити за допомогою технологій, що використовують передові окисні процеси (*advanced oxidation processes – AOP*). В нашій роботі вивчалась ефективність окиснення плазмою бар'єрного розряду стічних вод підприємств виробників барвників головним компонентом яких є технічний 2,4-динітродуол, а також моделі органічної складової стічних (трапних) вод АЕС головною складовою яких є миючі засіб з на фосфатній основі з вмістом ПАР – 26,8%. Оброблялась плівки води товщиною ~0,1мм при швидкості наростання імпульсів розрядної напруги $\approx 3 \cdot 10^{11}$ В/с. Досліджено енергоефективність імпульсного бар'єрного розряду при різних режимах обробки води з різними домішками органічних речовин. Для отримання високих показників енергоефективності обробки води треба проводити при таких параметрах імпульсного бар'єрного розряду (енергія та частота повторення імпульсів) та швидкості руху повітря, щоб питомий енерговнесок у повітря, що проходить через камеру, не перевищував ~ 100 Дж/л. Найвищий енергетичний вихід імпульсного бар'єрного розряду, для зразків стічної води, при питомих енерговкладах не перевищують ≈ 10 Дж/мл.

Ключові слова: плазма, імпульс, бар'єрний, розряд, вода, озон, гідроксильний радикал, динітродуол, ПАР, енергоефективність.